

## Reading

### How to Make a Cheese and Tomato Sandwich

#### Ingredients Needed:

white or brown sliced bread  
a tomato  
a block of cheese  
butter or other spread

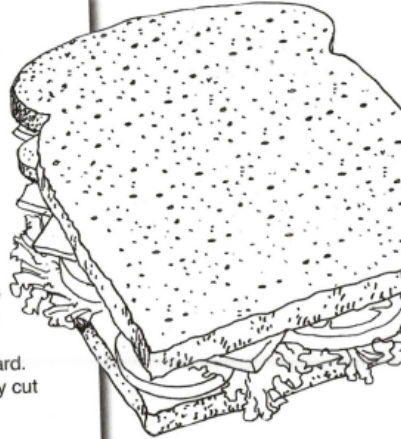
#### Equipment Needed:

butter knife for spreading  
sharp knife for cutting  
chopping board  
plate

*N.B. Always get an adult to supervise children using a sharp knife!*

#### Method:

- 1 Wash and dry your hands carefully.
- 2 Collect two slices of bread and place on a clean working area.
- 3 Open your chosen butter or other sandwich spread. Use the butter knife to collect your chosen spread and drag it evenly across one side of each slice of bread.
- 4 With one hand, hold your tomato very still on the cutting board.
- 5 With your other hand, take the sharp knife and very carefully cut the tomato into slices.
- 6 Next, arrange the slices of tomato on one piece of bread.
- 7 With one hand, hold your block of cheese very still on the cutting board.
- 8 With your other hand, take the sharp knife and cut several thin slices.
- 9 Arrange the cheese on top of the tomato.
- 10 Place the lid on the sandwich and cut into two halves.
- 11 Place on your plate. Your sandwich is now ready to eat.

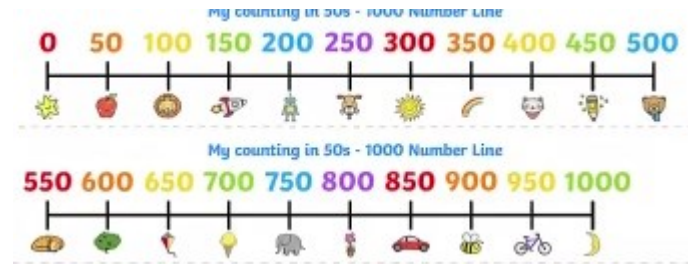


1. What equipment is needed to make this sandwich?
2. What do you need to do to the tomato?
3. How do you cut the sandwich?
4. Why does the knife need to be sharp?
5. Why does it ask for an adult to supervise children?



## Mental Maths and Fluency

Can you practice counting up in 50s from 0?



Would you say these numbers when counting in 50s?

340                      750                      200                      890                      650

## Spelling

Can you write out these key spellings in alphabetical order?

Experiment  
Strange  
Imagine  
Accidentally  
Calendar  
Position  
Therefore

Pick a challenge to complete this week.

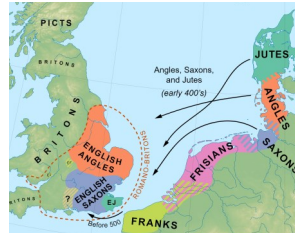
**History**

Research an Anglo-Saxon find called the Staffordshire Hoard. Present what you find out however you choose. You could draw pictures, make models, do a fact file— whatever you like!



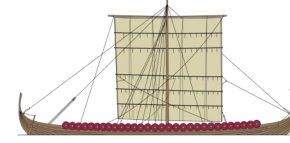
**Geography**

The Anglo-Saxons came from what is now Denmark, Germany and the Netherlands. Can you research one or more of these countries as they are today and create a fact file about them?



**Science**

Our Science topic is Forces. When boats float, the water pushes the boat up and keeps it afloat. Can you build a model of a boat that the Anglo-Saxons might have used to travel across the North Sea to England?



**DT**

Explore any mechanical toys you have at home (that means toys that don't use electricity or batteries!) What do they do and how do they work? Take photos or videos of them working.



**RE**

Jesus wanted people to continue his work. Have a look at our church, or other churches in the local area, what do they do each week that support people or encourage them to use the church? Can you make a programme/ time table of activities that might happen at church?

**Computing**

You have been set a Database task about Aliens on Purple Mash. This will appear as a To-Do for this half-term. Make sure you save it once completed!

Year 3's  
Home Learning

Homework due back on  
Wednesday 26th April